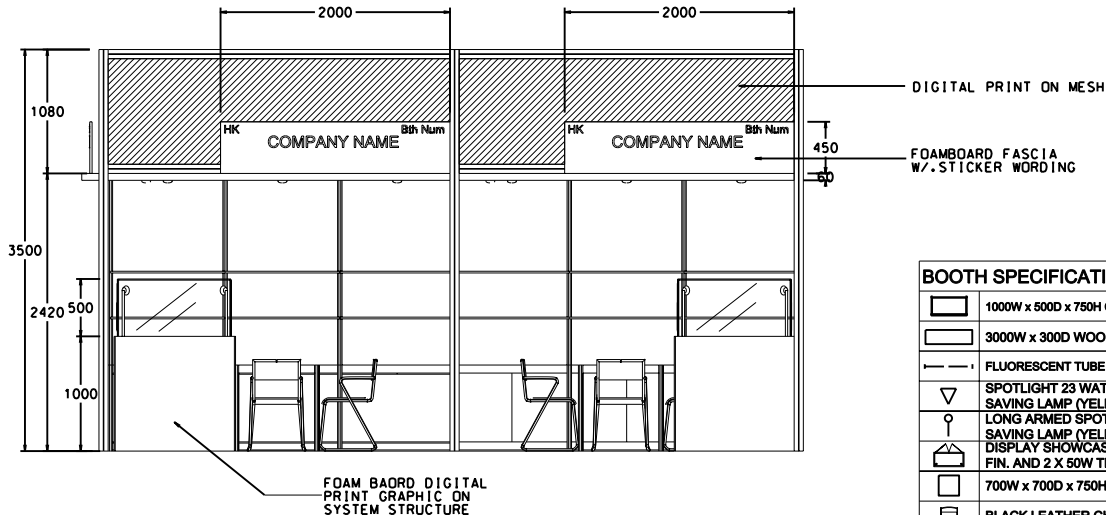
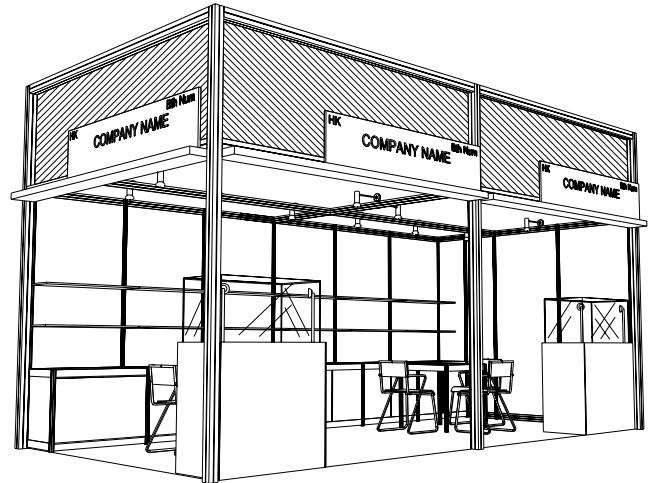
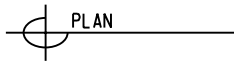
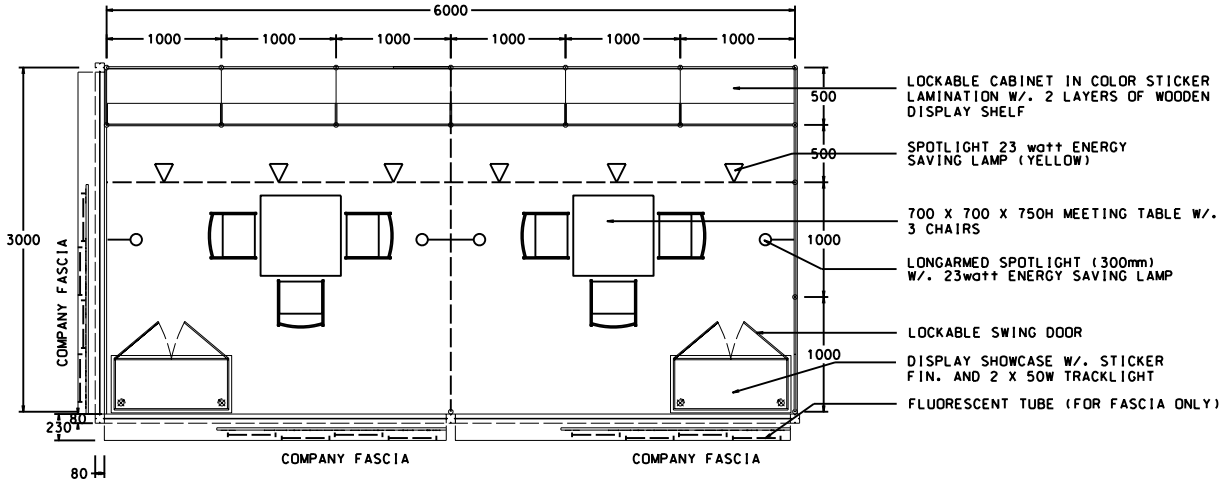


6M x 3M WORLD OF FINE DINING LEFT CORNER BOOTH

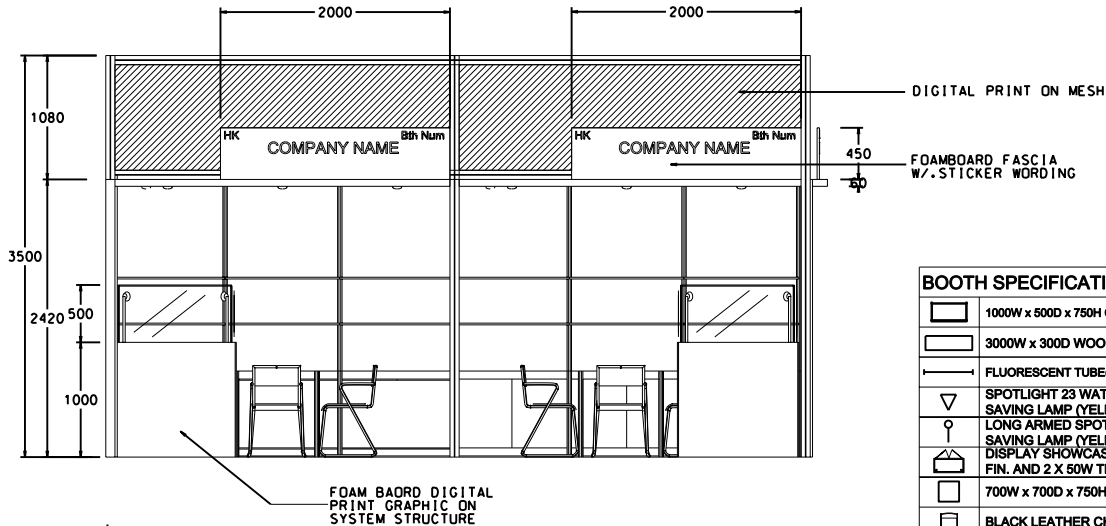

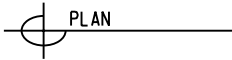
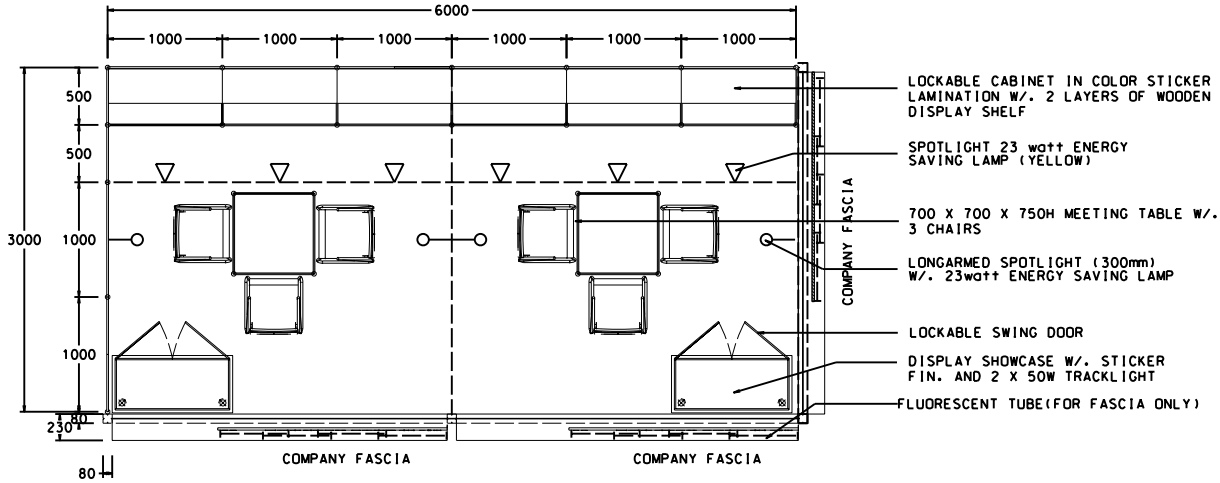
六米乘三米左邊角位攤位



BOOTH SPECIFICATIONS		QTY.
	1000W x 500D x 750H CABINET	6
	3000W x 300D WOODEN DISPLAY SHELF	4
	FLUORESCENT TUBE (FOR FASCIA ONLY)	12
	SPOTLIGHT 23 WATT ENERGY SAVING LAMP (YELLOW LIGHT)	6
	LONG ARMED SPOTLIGHT (300MM) 23 WATT ENERGY SAVING LAMP (YELLOW LIGHT)	4
	DISPLAY SHOWCASE W/. STICKER FIN. AND 2 x 50W TRACKLIGHT	2
	700W x 700D x 750H MEETING TABLE	2
	BLACK LEATHER CHAIR	6
	CEILING BEAM	9M
	RUBBISH BIN & CARPET (18sqm.)	

6M x 3M WORLD OF FINE DINING RIGHT CORNER BOOTH

六米乘三米右邊角位攤位



BOOTH SPECIFICATIONS		QTY.
	1000W x 500D x 750H CABINET	6
	3000W x 300D WOODEN DISPLAY SHELF	4
	FLUORESCENT TUBE (FOR FASCIA ONLY)	12
	SPOTLIGHT 23 WATT ENERGY SAVING LAMP (YELLOW LIGHT)	6
	LONG ARMED SPOTLIGHT (300MM) 23 WATT ENERGY SAVING LAMP (YELLOW LIGHT)	4
	DISPLAY SHOWCASE W/. STICKER FIN. AND 2 x 50W TRACKLIGHT	2
	700W x 700D x 750H MEETING TABLE	2
	BLACK LEATHER CHAIR	6
	CEILING BEAM	9M
	RUBBISH BIN & CARPET (18sqm.)	